



# **ANCHOR COMMUNITY INITIATIVE**

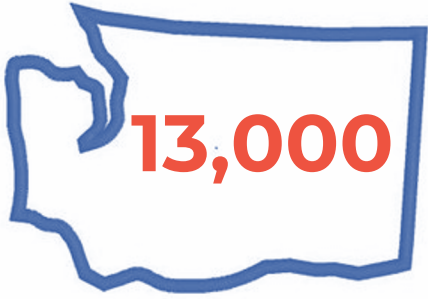


# Agenda

---

- ❖ Initiative Overview
- ❖ How are we ending youth and young adult homelessness?
  - Quality, Real-Time By-Name Lists
  - Model for Improvement
  - Ending disproportionality
  - Quality youth and young adult engagement
- ❖ Key Successes & Learnings
- ❖ Q&A

# Who We Serve



Unaccompanied  
youth and young  
adults

**Youth**

Ages 12 – 17

**Young  
Adults**

Ages 18 – 24

**Families**




of all kinds

**“By The End Of 2022, Four  
Communities In Washington State  
Will End Youth And Young Adult  
Homelessness By Reaching  
Functional Zero.**

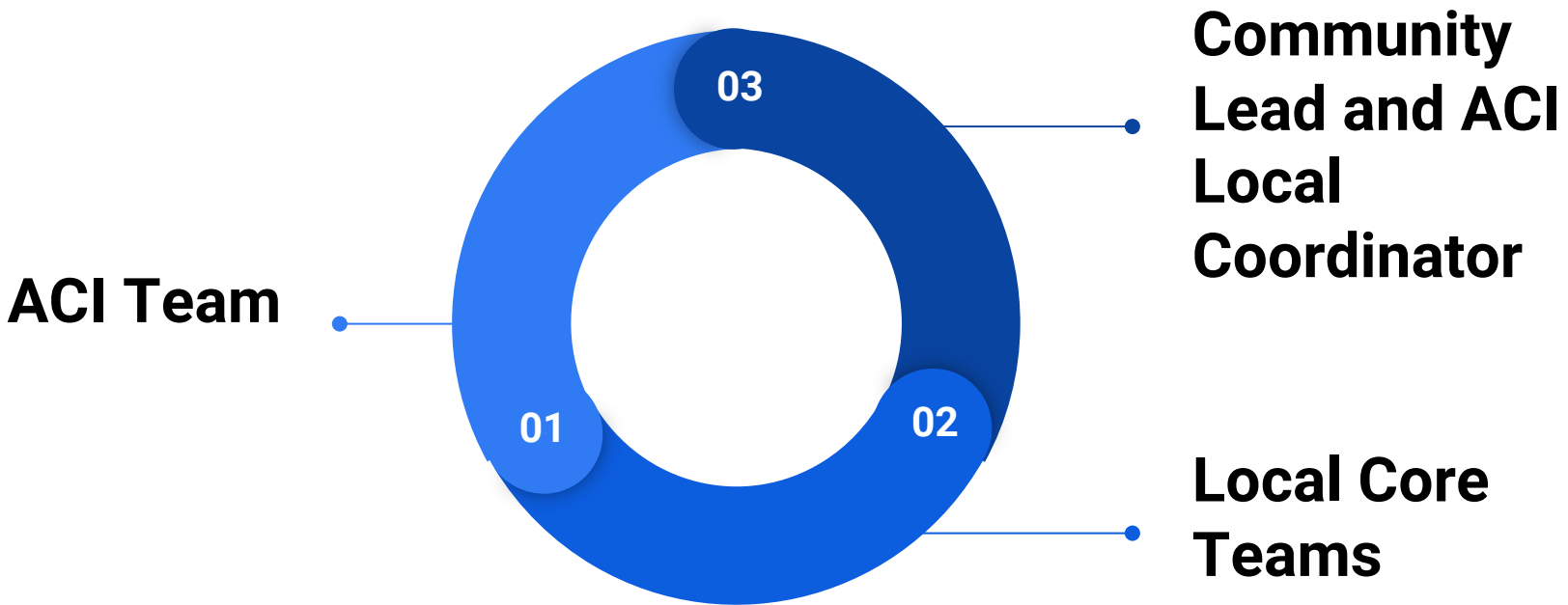
**Yes To Yes.”**



**Overall Goal:** all four communities can **house** all the young people coming into their system in <30 days, and there are **equitable outcomes** for LGBTQ youth or youth of color



# Basic Structure





# Four Phases of Ending Youth Homelessness

Quality, real-time and person specific data



Reducing Youth and Young Adult Homelessness



Ending Youth and Young Adult Homelessness



Sustaining Functional Zero



# Quality, real-time data

- Know with some confidence **all of the YYA experiencing homelessness each month**
- Can accurately see how young people **move through the system**
- Allows us to see in real time when **changes** we are making to the system are having an **impact**

[arcenub.awayhomewa.org/pierce-county-data](https://arcenub.awayhomewa.org/pierce-county-data)

## ANCHOR COMMUNITY PROGRESS

Days

11%

3 mth Data Reliability

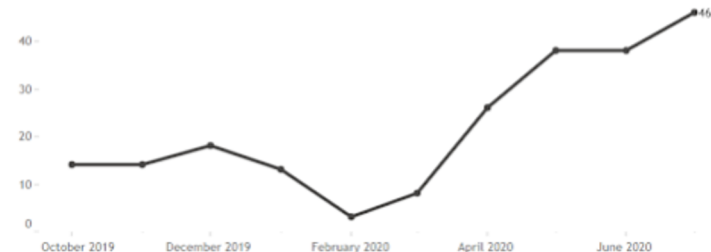
54

Actively Homeless

### Total Actively Homeless Youth & Young Adults

Select a living situation

Total

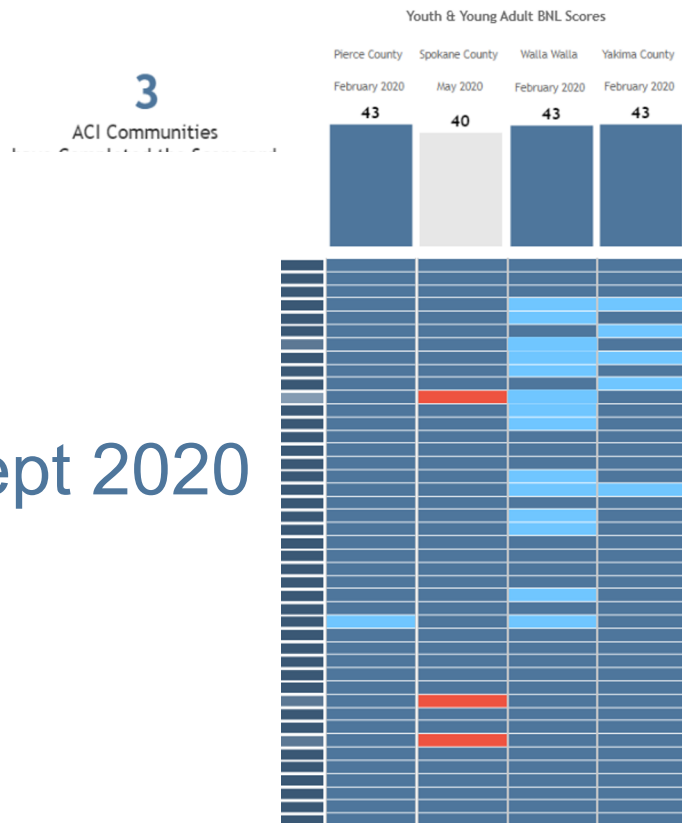




# Tool: By-Name List Scorecard

Cross-system  
relationships and  
data  
infrastructure in  
place to be able  
to achieve  
quality, real-time  
data

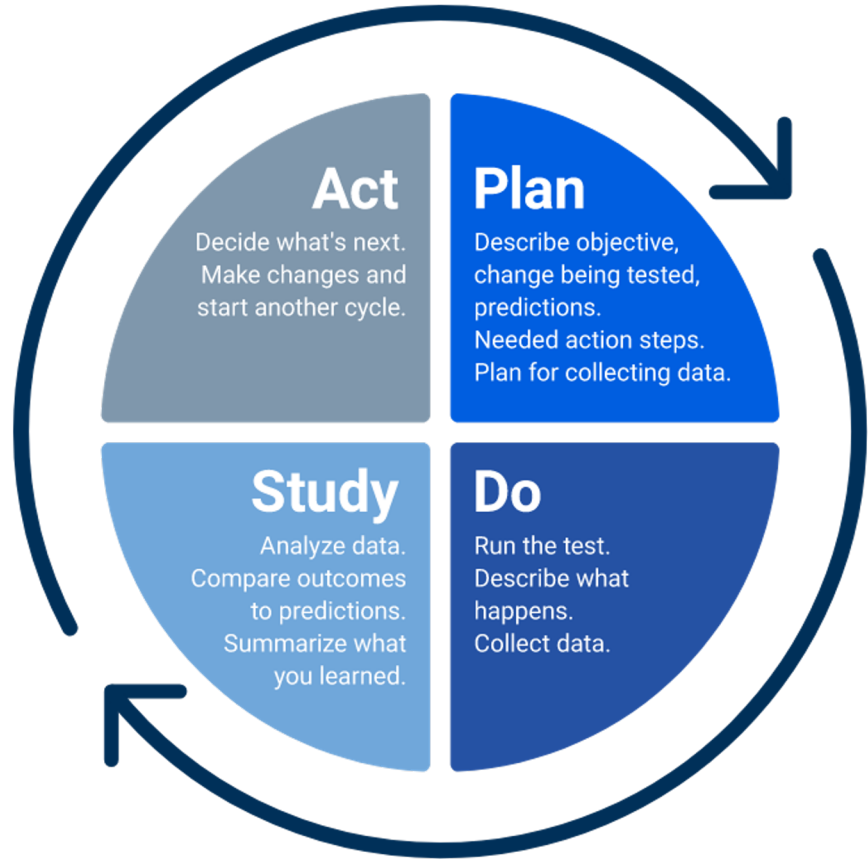
Sept 2020



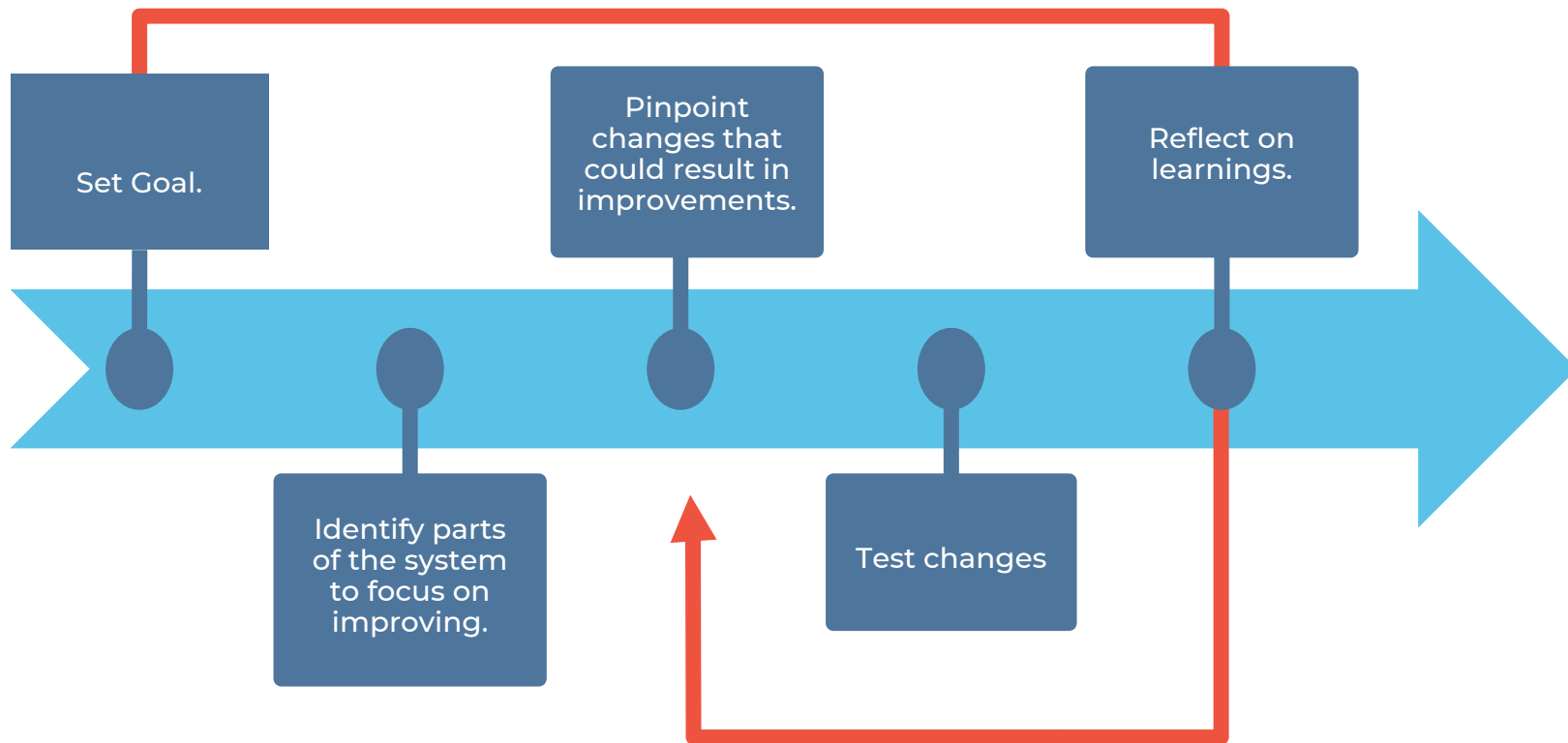
Join the movement to prevent and end youth homelessness at  
[awayhomewa.org](http://awayhomewa.org)

# Coaching For Improvement Model

- Goal - Oriented
- Small tests of change
- Scaling
- “What can we do by next Tuesday?”



## Reflect on and improve YYA engagement and equity lens.





# Community reducing goals

- **Pierce County** will increase their housing placement rate by 30% by the end of Sept 2020
- **Spokane** will increase their housing placement rate by 30% by the end of Oct 2020
- **Yakima** will reduce unsheltered homelessness by 10% by Oct 12, 2020
- **Walla Walla** will increase their housing placement rate by 10% by the end of Nov 2020





# Improvement Project Examples

## Decrease Unsheltered Homelessness

- Targeted effort to use diversion resources for unsheltered young people for one week.
- Remove (XYZ) eligibility barrier for one Rapid Rehousing program for one month.
- Ask unsheltered YYA what changes would make them want to come inside and test their ideas at a shelter

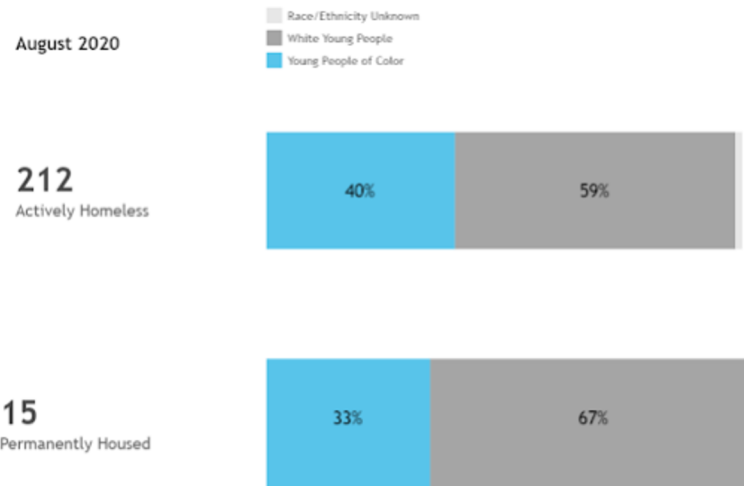
## Increase Housing Placements

- Complete three targeted Host Home recruitment presentations to see if it increases the number of available hosts.
- Test a new strategy for engaging landlords.
- Test a change to the structure of case conferencing to see if more matches can be made in a meeting



# Ending Disproportionality

1. Ending disproportionality as part of our end-state
2. Using and improving demographic data to drive equitable change
3. Embedding racial and LGBTQ justice into coaching





# What is Functional Zero?

- 0 Unsheltered youth\*
- Actively Homeless  $\leq$  x2 monthly housing placements\* AND
- Actively Homeless  $\leq$  x2 monthly inflow\*
  - POC and LGBTQ+ young people are returning to homelessness from housing at an equal or lesser rate
  - POC and LGBTQ+ young people are being housed at the same/higher rate
- Average length of time  $\leq$  30 Days [no one on list for  $>90$  days]\*
  - POC and LGBTQ+ young people spend equal or less time experiencing homelessness



## Improvement Project Reflection Tool



### Do you have a solid plan for your Improvement Project?

Your team has come up with an Improvement Project idea? Rad! Use these 10 questions to think through all of the important considerations to make your improvement project successful!

1. What is the specific problem in the system that you are trying to solve, and how does the idea you are testing fit in?
2. How does this project address disproportionality for youth of color, LGBTQ youth and/or gender diverse youth?
3. Have you asked youth and young adult experts about his idea?
4. What do you expect to see change because of this improvement? What is your goal?
5. What baseline data are you using to measure success?
6. When is your improvement project test going to start and end?
7. Who is the lead for this improvement project?
8. What are the action steps required to implement this project?
9. Do we have the right people at the table to execute this project? If not, how do we get these people to the table?
10. Are we having fun?



# Youth Expertise is Key to the Process

We believe that we cannot end youth and young adult homelessness without young people's expertise and leadership.



In reducing, we need young people's expertise to identify what changes will actually reduce and end YYA homelessness.

Young bring unique and critical perspectives that are key to informing this work.



# Tool: Youth and Young Adult Engagement Gold Standard

- 2 young people participating on Core Teams as full members
- Each community has a structure in place for ensuring a body of young people outside the core team choose some improvement projects that the core team implements

**What do we mean when we say each Anchor Community has 2 young people participating in the Core Team as full members?**

- Young people are prepped to understand ACI and meeting topics.
  - Example: Meeting agenda should be sent out before meeting to prep young people (and others) about what is being discussed.
- They feel supported and comfortable enough to contribute ideas and recommendations during meetings.
  - Group agreements/norms required to level power dynamics and accessibility for the conversation.
- They feel their ideas matter and are taken seriously.
  - Setting aside time to hear young people or ask them questions intentionally.
- They feel empowered to disagree with the group.
- Their input has made a difference in group decisions.
- They are compensated for their time at the AWHWA stipend rate.
- They co-facilitate and co-create meeting agendas.
- They are specifically consulted about reducing improvement projects.
- They are leaders in designing their Core Team's youth engagement strategy, with active support from older folks.
- Meetings are designed in partnership with young people and with young people in mind.

## **Self-Reflection Questions:**

- What does meaningful partnership between adults and young people look like?
- How do young people directly impact decisions made?
- How are young people generating solutions or ideas in this process?
- How are young people benefiting from being experts of their own lived experiences along with an invaluable knowledge base about the system we are trying to change/impact?

**What do we mean when we say each Anchor Community has a structure in place for ensuring a body of young people outside of the Core Team chooses some improvement projects?**

- The Core Team has an articulated strategy for engaging a group of young people beyond the two on the core team in identifying improvement projects for each reducing goal.
  - Examples of structures could be: Youth Action Boards, hosting youth summits, focus groups, and participatory action research projects
  - Young people are supported to understand and use relevant data.
  - Young people are actively empowered to develop and influence reducing strategies.
- The Core Team must implement some of the ideas young people identify.
- The Core Team is constantly reflecting on places to engage young people in brainstorming, feedback, strategy, etc.



# Major Successes so far

---

- ❖ Pierce County and Walla Walla are at quality, real-time data for YYA (3rd and 4th in the country)
- ❖ All 4 communities have YABs doing ACI work
- ❖ Pierce County has increased their housing placement rate 30%
- ❖ Spokane's first improvement project was chosen by YYA
- ❖ All communities have set reducing goals

# Key Learnings

# Q&A